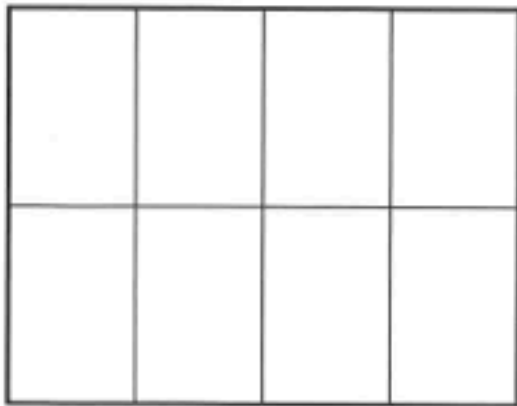
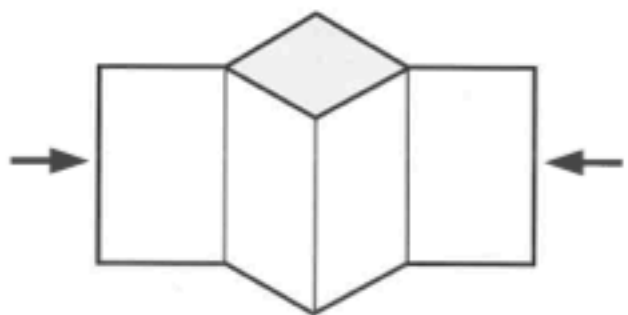


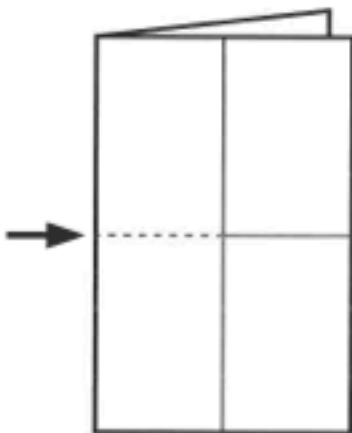
## How to Make Your Mini-Book



- ① Fold paper on all lines, then open up.



- ④ Push in on both ends.



- ② Fold paper in half, then cut along the dotted line as shown above.



- ③ Open and fold lengthwise.



- ⑤ Fold the book and close.